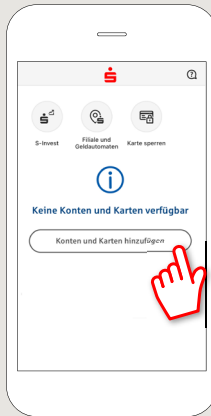


# pushTAN: Integration in the Sparkasse App

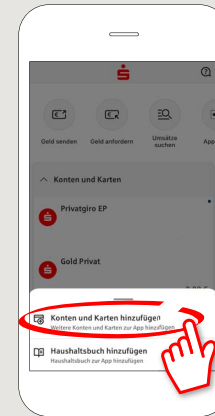
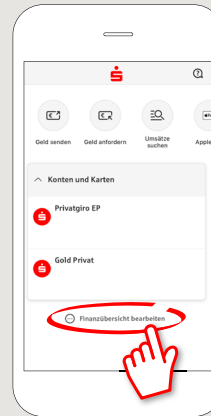
[www.frankfurter-sparkasse.de/pushtan](http://www.frankfurter-sparkasse.de/pushtan)

The following description applies for the iOS operating system. The procedure may slightly vary for other mobile operating systems.

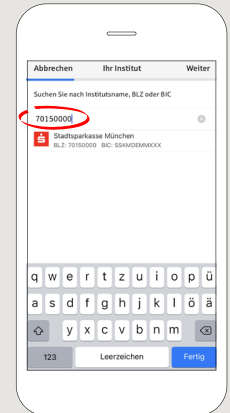
**1** Start the Sparkasse App with the app symbol and enter your password. Tap on „Konten und Karten hinzufügen“.



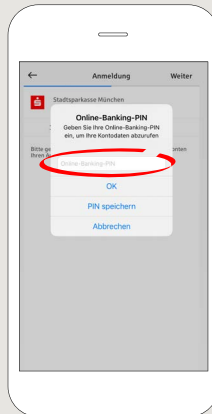
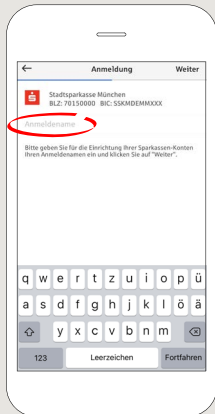
If you have already set up one or more accounts, tap on „Finanzübersicht bearbeiten“ on your start screen, and then choose „Konten und Karten hinzufügen“.



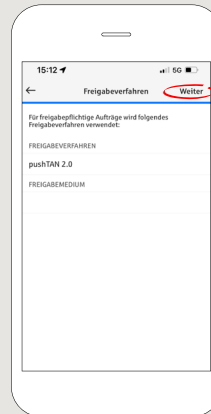
**2** Enter the bank identifier code (BLZ) or the name of the bank at which the account is maintained.



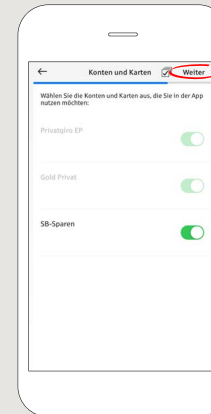
In the next step, enter your **login name** (your online banking login name), followed by your **online banking PIN**.



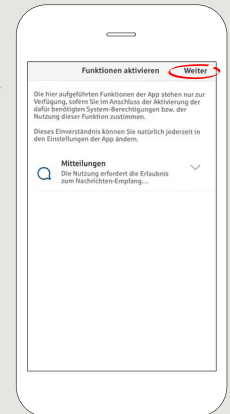
**3** Confirm the approval process with „Weiter“.



**4** Select the accounts and cards that you wish to display in your financial overview. Next, tap on „Weiter“.



**5** Confirm the displayed functions by tapping on „Weiter“.



DO YOU HAVE ANY MORE QUESTIONS? WE ARE HAPPY TO HELP YOU.

Central service call number: You can contact us under 069 2641-0 Mon – Fri from 8 am – 8 pm.

Further information about pushTAN is available at: [www.frankfurter-sparkasse.de/pushtan](http://www.frankfurter-sparkasse.de/pushtan)

YOU CAN ALSO REACH US AT:

Customer Service Center  
Service hours: Mon – Fri from 8 am – 8 pm  
Text chat: [www.frankfurter-sparkasse.de/ksc](http://www.frankfurter-sparkasse.de/ksc)  
Telephone: 069 2641-1822  
[online@frankfurter-sparkasse.de](mailto:online@frankfurter-sparkasse.de)