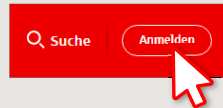


pushTAN: Bank transfers in the internet branch

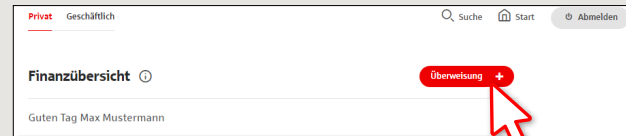
www.frankfurter-sparkasse.de/pushtan

Frankfurter Sparkasse 1822

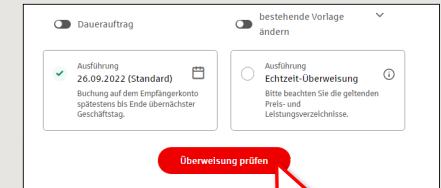
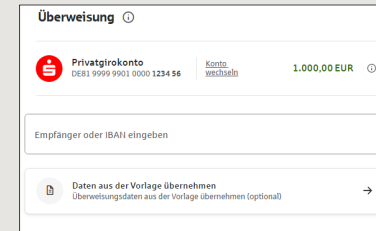
1 Log on to our Website.



2 Click on the red field „Überweisung“. Then choose which of your accounts you want to transfer from.

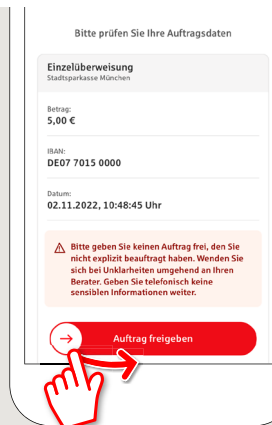


3 Now enter the name of the recipient, their IBAN, the amount and the purpose of payment - like the invoice number if available.

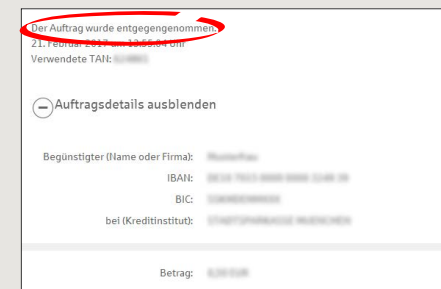


In the lower part you can make further settings. By clicking on „Überweisung prüfen“ the details are summarized again.

4 A message is sent to your smartphone informing you that you have a new pushTAN. Open the S-pushTAN app and enter your password.



5 Your transfer has been carried out and you receive confirmation.



Tap on “Auftrag freigeben”.

Important security information: Compare the details in the pushTAN message with your original documents, e.g. invoice.

Tips: Enter the details directly. Errors can occur when copying. Avoid using umlauts and special characters. Euro and cents are separated with a comma. Avoid using any separator for thousand amounts: (correct: 1500; incorrect: 1.500).

DO YOU HAVE ANY MORE QUESTIONS? WE ARE HAPPY TO HELP YOU.

Central service call number: You can contact us under 069 2641-0 Mon – Fri from 8 am – 8 pm.

Further information about pushTAN is available at: www.frankfurter-sparkasse.de/pushtan

YOU CAN ALSO REACH US AT:

Customer Service Center
Service hours: Mon – Fri from 8 am – 8 pm
Text chat: www.frankfurter-sparkasse.de/ksc
Telephone: 069 2641-1822
online@frankfurter-sparkasse.de