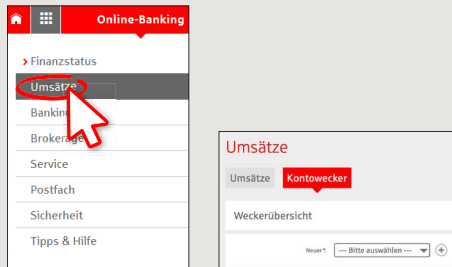


Account alarm: Configure in just a few steps


www.frankfurter-sparkasse.de

Frankfurter Sparkasse 1822

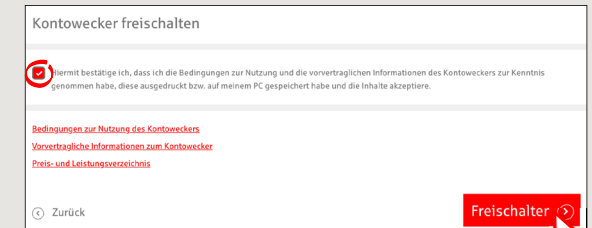
1 Log on to online banking. The alarm option is available under “online banking” → turnover (“Umsätze”).



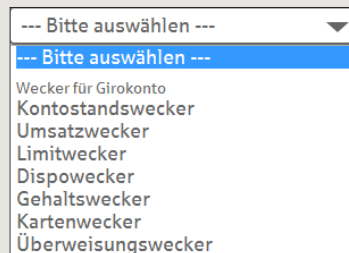
2 For initial configuration, you must enable the account alarm option. Tap enable (“Zur Freischaltung”).



3 Use the checkbox to confirm you have read the legal information and documents. Tap enable (“Freischalten”) and confirm activation by entering your TAN.



4 These account alarms are available:

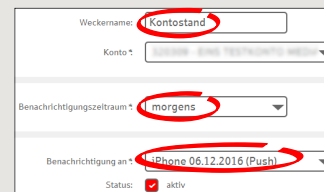


To configure a new alarm, select an alarm type from the list and click on “+”.

5a How to set an account balance alarm: Enter a name for the alarm. Select the account for which you wish to set an alarm and enter a notification period.

Select an existing email address or push notification* using **Notification to (“Benachrichtigung an”)**. If you wish to create a new recipient address (email or push notification), tap “+”.

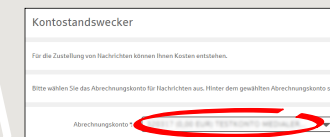
If you have just created the required recipient address or if it already exists, select it from the list and tap **Next (“Weiter”)**.



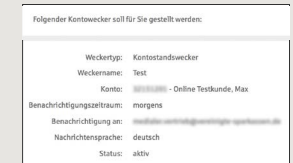
*Push notification: A message that is sent to you via the Sparkassen app.



5b Select an account for the notifications.



5c Check the details and activate the account alarm by tapping **Set alarm (“Wecker stellen”)**.



DO YOU HAVE ANY MORE QUESTIONS? WE ARE HAPPY TO HELP YOU.

Central service call number: You can contact us under 069 2641-0 Mon – Fri from 8 am – 8 pm.

Further information about the account alarm is available at: www.frankfurter-sparkasse.de

YOU CAN ALSO REACH US AT:

Customer Service Center
Service hours: Mon – Fri from 8 am – 8 pm
Text chat: www.frankfurter-sparkasse.de/ksc
Telephone: 069 2641-1822
online@frankfurter-sparkasse.de

Account alarm: Configure in just a few steps

6 How to set an turnover alarm:
Select **turnover alarm** ("Umsatzwecker") from the list. Enter a name for the alarm and the required details. Follow steps 5a to 5c.

7 How to set a limit alarm:
Select **limit alarm** ("Limitwecker") from the list (see step 4). Enter a name for the limit alarm and the required details. Follow steps 5a to 5c.

8 The alarm overview (Weckerübersicht) allows you to edit and delete your alarms as required.

| Konto [REDACTED] - Online Testkunde, Max | | | |
|--|--------------|------------|-------------|
| Name | Typ | Adresse | Status |
| umsatz | Umsatzwecker | [REDACTED] | Nicht aktiv |
| Gehalt | Umsatzwecker | *****0744 | aktiv |
| Dispo | Limitwecker | [REDACTED] | aktiv |

View details
Edit
Delete



DO YOU HAVE ANY MORE QUESTIONS? WE ARE HAPPY TO HELP YOU.

Central service call number: You can contact us under 069 2641-0 Mon – Fri from 8 am – 8 pm.

Further information about the account alarm is available at: www.frankfurter-sparkasse.de

YOU CAN ALSO REACH US AT:

Customer Service Center
Service hours: Mon – Fri from 8 am – 8 pm
Text chat: www.frankfurter-sparkasse.de/ksc
Telephone: 069 2641-1822
online@frankfurter-sparkasse.de